

origin
DOORS AND WINDOWS

The Origin Window





Window Colour: 7015M



Introducing the Origin Window...

The Origin Home is a collection of the finest quality products, manufactured in Great Britain by Origin.

An integral part of this is the Origin Window – a range of stunningly designed and exceptionally finished aluminium windows.

Modernising the design of traditional 19th Century timber windows, Origin have created a highly durable and blissfully functional solution which is perfect for the 21st Century.

With unrivalled good looks, security and thermal performance, the Origin Window also offers the added benefits of being maintenance free and manufactured from a premium grade aluminium for long-term reliability.

The Origin Window has been designed to keep a home warm when it's chilly and cool when it's hot.



Thermal efficiency...

Featuring an advanced triple weather seal that achieved unrivalled weather testing results, the Origin Window ensures that the elements are kept outside and that energy bills stay low.

The Origin Window is fitted as standard with a bespoke thermal break that drastically reduces air flow through the system. The net result is a phenomenally thermally efficient window.

A photograph of an astronaut in a white space suit floating in space. The astronaut is wearing a helmet with a dark visor and has a backpack. In the background, a space shuttle is visible against the dark blue and black of space, with stars scattered throughout. The overall scene is set against a gradient of blue and black.

Upgrade to the
revolutionary
Aerogel...

Aerogel – thermal performance that’s out of this world...

Introducing Aerogel – it’s not only used to insulate space shuttles and spacesuits, but now, also your home thanks to Origin, enabling a phenomenal thermal efficiency to be achieved.

As the world’s best insulator, Aerogel has the lowest thermal conductivity of any known solid material. Composed of up to 99.89% air by volume, the super-insulating silica Aerogel can be used in the thermal break of the Origin Window to considerably limit the heat transfer from one environment to another, allowing an astonishing 0.9 U-Value to be achieved.

This revolutionary hydrophobic insulator is not affected by moisture or age, and provides major energy savings for the life of a home. A single 10mm thickness of this space age technology increases the insulation factor by up to 67%.

When using Aerogel and the Origin Window together, the pair combine to deliver an incredible A++ Energy Rating.

If Aerogel has been designed to keep astronauts warm, just think what it could do for your home.



Aerogel allows the Origin Window to achieve an astonishing certified U-Value of 0.9 and Energy Rating of A++.

Internal and external flush casement: stunningly designed, brilliantly executed...



Remarkable design and expert manufacturing techniques are built into Origin's DNA.

Smart and clean in appearance, the sash sits neatly inside the window frame, creating an industry-first internal and external flush casement.

With no overlapping frames, often synonymous with windows, the flush casement comes together to create a truly timeless finish. All that remains is a sleek shadow line where the sash meets the frame.

The clean finish of the Origin Window therefore provides unbeatable versatility that lends itself perfectly to any property type, from traditional townhouses, new builds and apartments through to projects under strict planning regulations in conservation areas.

Aluminium's innate strength allows for incomparably slim sightlines without compromising on security. With the edge of the frame as little as 50mm from the glass, it means less window and more light can be achieved.

It's elegant, simple and completely unique.





INTERNAL
FLUSH
CASEMENT

Window Colour: 7015M



Colour you happy...

The Origin Window can be manufactured in over 150 different RAL shades. From the subtle to the slightly outrageous, you can guarantee there will be a colour to suit every Origin Home.

Origin also offer a dual colour option, so while the exterior frames can match the existing building style, the interior colour can match or contrast your internal decor.

11 of these colours are available on an exceptional 1 week lead time. Colours range from Hipca White to Jet Black and cover all the popular metallic shades in between.

Also available on this incredible delivery promise are the authentically styled woodgrain effects.

The Origin Window is finished with a durable, scratch resistant powder coating, making it smooth to the touch and highly resilient to the elements.

Read more about the powder coating process in our Popular Colours brochure.



Our most popular finishes are available on the Origin one week lead time.

Dual Colour:
9910G (Hipca White) in
7016M (Anthracite Grey) out

*Colours shown here may not be 100% representative.
Visit your local showroom or contact Origin directly for physical samples.*

Built to last...

We recognise that every home is unique, and that's why each window is skilfully designed, specifically tailored and hand crafted by us.

By combining a premium grade aluminium with precision engineering and exceptional craftsmanship, Origin have a proven track record in delivering high quality, functional and stylish products that are built to last.

Manufactured and assembled in Origin's Buckinghamshire based factory, the Origin Window faces rigorous quality testing at each stage of the manufacturing process to ensure that every window leaves at a consistently high standard.

We have complete control of each product – from sourcing through to manufacturing and delivery – and use high quality components, specifically designed by Origin. Our unfaltering stance on quality control in all operations enables us to offer an industry leading 20 year guarantee for absolute peace of mind.

The Origin Window faces rigorous quality testing.



Window
Colour: 7016M

Safety first...

As well as looking stunning, the Origin Window is highly functional in satisfying Building Regulations for emergency exits, restricted openings and marine based dwellings.

Side hung and top hung windows can be designed to serve as an emergency exit window by meeting the minimum width and height required to comply with British Building Regulations.

They can also be specified with discreetly designed trickle vents that sit inside the sash for additional ventilation in required rooms.

Both top hung
and side hung
windows can be
designed to serve
as emergency exits.

Why aluminium?

Frame strength is a very important factor to consider when looking to invest in a window system.

Aluminium is Origin's material of choice because of its strength and durability - achieving these properties while weighing 67% less than steel. This means that the frames won't flex, warp or corrode in variable weather conditions.

Our aluminium is also virtually maintenance free and combines seamlessly with the bespoke thermal break to provide unrivalled energy efficiency.

All of these attributes make it the perfect material for creating visually exquisite, easy to operate and highly secure windows.

Read more about Origin's aluminium quality in the Advice Centre on the website or in our Popular Colours brochure.

Window Colour: 7021M

Window types...



Casement window

Casement windows are available with top or side openers and dummy sashes (meaning that the sash doesn't open, but it matches the style and sightlines of those that do).

The flexibility of our manufacturing techniques and bespoke nature of Origin products means that windows can be made in different shapes, sizes and proportions. Therefore, you specify whether it's top or side hung, or a left or right opener, to ensure it works for your spatial and practical requirements. For larger apertures, windows can be coupled together to allow for more light without compromising on strength and security.

Window Colour: 7015M



Bay window

The bay window – proud and projecting by nature – is contrasted beautifully with the timeless design of the flush casement windows.

Because all elements of the Origin Window are bespoke, it means the options are vast when specifying a bay. Indicate the quantity of windows, their size, the ones you want to open, the angles between them and the colour scheme, and allow us to create a truly beautiful window that will add an enormous amount of character to your home.

Window Colour: Mahogany




Fixed frame

Fixed frames are a simple, clean solution for windows that do not require opening or ventilation. Picturesque over a large aperture, they are a stylish way to get large amounts of light into a property.

As this window type doesn't include an opening element, it means that sightlines can be even slimmer, without conceding on any structural rigidity and security.

Window Colour: 7022M



Gable window

The gable window can bring the ultimate striking look to a home. Beautifully designed in symmetry and sightlines, an Origin Gable turns a home into a masterpiece.

It can be installed into even the shallowest of roof pitches, and the mullion sightlines can be aligned with door leaves below for a truly breath-taking architectural solution.

Window Colour: 7021M

Rest assured...
with Origin, all
of our products
are exclusively:

designed,
engineered,
manufactured,
delivered,
guaranteed
& supported

...in the UK, by us.



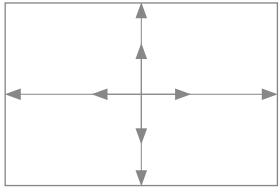
Bespoke to you...

your window, your way.

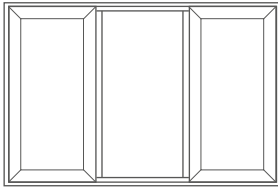
With Origin, the only limit is your imagination.

Every window we manufacture is completely bespoke, precisely tailored to your exact sizes, configuration, colour and handle colour requirements.

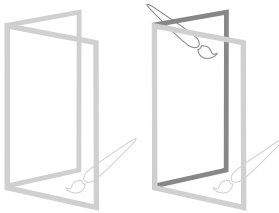
From the smallest of spaces through to a wall of windows, we've done it all.



Overall size



Window type and configuration



One or dual colour



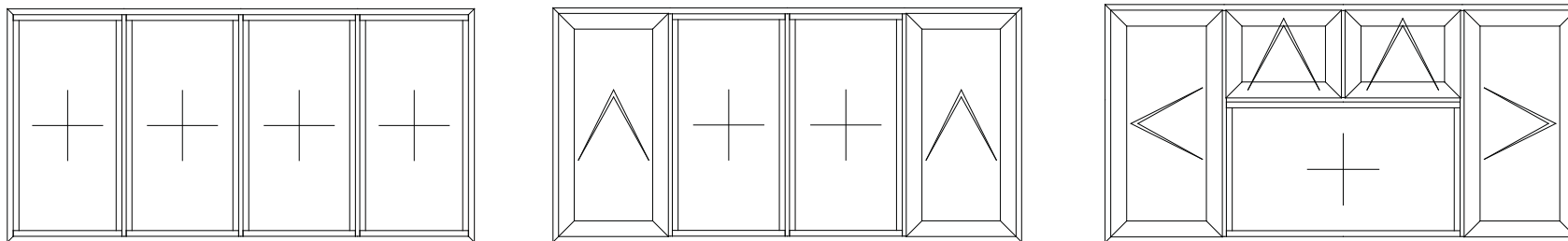
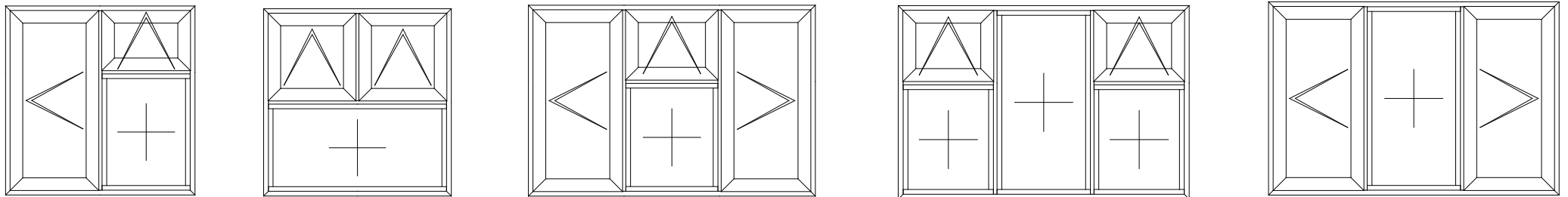
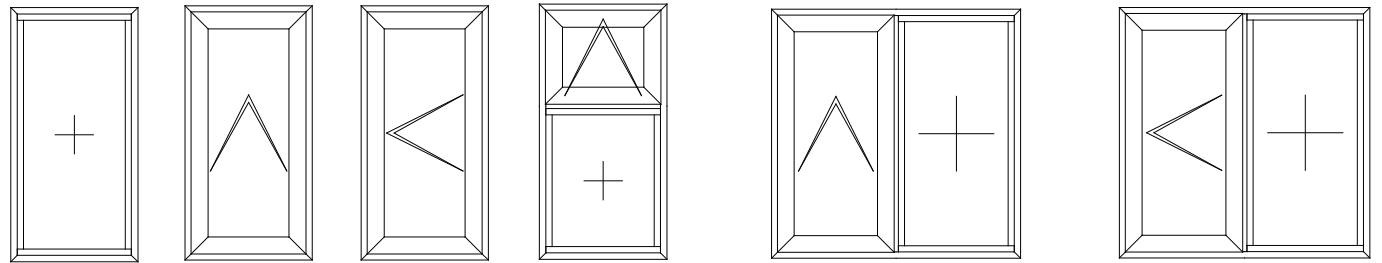
Handle colour



Window Colour: 9007M

Configuration options...

Your windows can comprise of any number of squares and can be made up of any type of opener (left, right or top), dummy sash or fixed frame. To make the decision slightly easier and for a bit of guidance, we've displayed some of the most popular configurations we manufacture.



Key: + Fixed Frame or Dummy Sash ^ Top Hung < Left Hung > Right Hung

Viewed from the outside



Enhanced security features...

Sophisticated style and elegance blends with the very latest in precision engineered locking mechanisms for an ultra-secure system.

The Origin Window can be built with the highest grade stainless steel hinges, capable of carrying exceptionally heavy loads, exceeding above and beyond the standardised 50,000 cycle test required for residential windows. Hinge guards are installed as standard on all Origin Windows, serving the purpose of both protecting the hinges as well as blocking intruders from jemmying the window open along the hinged side.

Other features such as the Yale Encloser Lock, impenetrable crimped frames and locking handles make the Origin Window one of the most secure on the market.

The Encloser...



Attention to design is matched by high levels of security, as every window is installed with Yale's highly renowned and dependable Encloser Lock.

Featuring innovative bi-directional locking technology, the Origin Window is able to offer supreme security, long-term reliability and a flawless performance.

The Yale Encloser works by engaging cylindrical cams into a zinc alloy keep, which when locked, compressed and engaged, will not only provide an extremely dependable system, but will also provide optimal weather proofing, ensuring that your home is safe from intruders and elements alike.

Each individual cam is adjustable and finely tuned in-house so that the compression against the keep is tight, all while ensuring that the operation of the window itself is smooth.

The Encloser Lock has been tested to PAS 24: 2012 within the Origin Window and significantly exceeds the latest security standards for optimum peace of mind.



Window Colour: 9007M

Popular colour range



9005M - Jet Black



7021M - Black Grey



7015M - Slate Grey



7016M - Anthracite Grey



9007M - Dark Silver



9910G - Hipca White

Metallic range



Chrome



Gold



Satin



Brushed Aluminium

Handle options...

Rest assured – the handles of the Origin Window have been given the same attention to detail as every other component, and are the perfect finishing touch to the elegantly designed window, mirroring its sophistication, functionality and security.

Whether in a premium brushed metallic or one of Origin's industry-unique colour-coordinated options, homeowners can be sure of a contemporary handle which offers the same faultless performance as from the window itself.

Window Colour: 7015M

Practical information...

Planning Permission

Replacing the windows in your home doesn't usually require planning permission. However, there are exceptions to this rule. For example, if you live in a conservation area, are in a listed building or are drastically changing the window style, then planning permission may be required.

If new windows are part of an extension, then the extension plans should be discussed with your council from the early stages.

Contact your local council for information to see whether planning permission is required. In all circumstances, your chosen Origin partner should be able to guide you through the process.

Glass and Glazing

The Origin Window is able to accommodate double (28mm) and triple glazed (44mm) units.

Whether you choose annealed, toughened, tinted, patterned or any other type of glass, as long as it fits within these glazing standards, they will fit in the Origin Window frame.

The Manufacturer

In the fenestration industry, the brand of the product is rarely the company that manufactures it. Quality can vary considerably between one manufacturer and another, and there is no guarantee that the windows produced are to the parent company's specification and quality standards.

Unlike the rest, Origin keep full control of the product from start to finish.

The Next Step...

Once you're set on turning your house into an Origin Home through the installation of award-winning doors, windows and blinds, contact Origin via the details on the reverse.

From here, our expert customer service team will be able to answer any additional questions you may have, or will be able to direct you to your local accredited Origin partner.

Our nationwide network of partners are carefully selected and extensively trained to ensure you receive the greatest quality product backed with a reliable and helpful service.

Visit your local showroom to view the Origin Home range. Your accredited Origin partner will be the one undertaking your installation, so they will be best placed to discuss your building project and costs with.





Origin is the UK's leading manufacturer of aluminium architectural solutions.

Now award winning and operating internationally, Origin began in 2001 as a family company dedicated to the design, creation and manufacture of the UK's best quality doors, backed by uncompromising levels of service.

Cousins, Neil Ginger and Victoria Brocklesby, have since worked relentlessly to perfect the design and functionality of bi-folding doors, and to create and maintain the highly respected reputation for quality and service that they have today, while expanding the range to include residential doors, windows and blinds.

As the business has continued to grow and diversify, the foundations of family ethos, pride and ownership in all stages of production firmly remain.

Origin Global HQ,
Sands 10 Industrial Estate, Hillbottom Road,
High Wycombe, Buckinghamshire, HP12 4HS

t 0808 168 5816
e info@origin-global.com
w www.origin-global.com

Origin Northern Centre of Excellence,
Taurus Park, Europa Boulevard, Westbrook,
Warrington, Cheshire, WA5 7ZT

t 01925 907 907
e enquiry@origin-global.com
w www.origin-global.com

Origin USA Inc.
771 Commerce Drive,
Venice, Florida, 34292

t 941-484-4970
e info@originbifolds.com
w www.originbifolds.com

Origin Middle East and Africa,
Oryx Door Systems LLC, 6th Street,
Al Quoz 3, Dubai, PO Box 26659

t +971 4 3419447
e info@originuae.com
w www.originuae.com

origin
DOORS AND WINDOWS



OFDL_18.6.1

Doors

Blinds

Windows